

NORWICH & DISTRICT SOCIETY OF MODEL ENGINEERS

Founded 1933

Incorporated 1967

EATON PARK MINIATURE RAILWAY

e-BULLETIN

Jan 2019



An old friend is back...

Cover story - The Return of the A3

For several years, the society A3 has languished in the storage area under the society building in the park. Last autumn, member David Neale volunteered to refurbish the loco and this offer the committee gratefully accepted. David took the loco back to his workshops over the course of the next few months and commenced work. Here he takes up the story...

In April, on the strength of successfully completing and running my Black Class 5, I was asked by the Club Committee if I would take the A3 home and restore it to a usable condition. I readily agreed to this but on getting it to my workshop I noted down nearly 30 items that needed attention !

The main problem was that most of the fittings in the cab were leaking under pressure and many of the controls were not working very well.

So the items attended to were:

A new gasket for the regulator housing was made and fitted and the rod gland repacked.

A new top fitting was made for the water gauge and new sealing rings for the glass tube.

For the double clack on the RHS a new hollow central bolt had to be turned up and fitted with fibre washers also the balls were reseated.

The LH clack was OK.

The steam brake control was attached more securely and the supplying pipe from the steam valve rerouted to make it tidier.

The brake piston was freed up and the brakes adjusted (they were way out!).

The whistle valve needed a new ball, seat and spring.

The vacuum control valve and gauge were repositioned to make it look tidier

Both injectors were given new overflow pipes.

The reversing gear control was very worn and difficult to use but by putting shims in the right place it improved a lot; the lifting arms were very slack but just needed tightening.

At the front end the steam pipe to the centre cylinder in the smokebox leaked badly and had to be reseated at both ends. The snifting valve worked well.

The lubricators on the running board were thoroughly cleaned out and with the 3 clacks reseated I am pleased to say they worked faultlessly on the steam test. As far as the cylinders go:

Many new studs had to be made to hold the covers in place and the RH front one required a new gasket.

The piston glands were repacked.

A new pressure relief had to be turned up for the LH front cover as there was none there.

Some of the drain cocks were seized up but this was rectified.

The linkage from the conjugating levers to the central valve had M6 screws in 1/4" holes so was almost ineffective. 1/4" pins soon improved the movement a lot.

The bogie did not need much attention though a lot of the nuts and bolts had to be tightened.

Finally I tried to improve the boiler cladding by moving and tightening some of the bands and put-ting a few extra screws around the cab.

The loco was steamed up successfully with only a few minor leaks. On the track and running light it performed very well. Then came the main test; 4 trolleys were attached and a least 8 club members climbed on. A lot of wheel spin had to be controlled on the incline and curve out of the station but she soon settled down and then provided a most exhilarating and enjoyable circuit!

After this several members drove her and appeared to enjoy themselves too!

In conclusion I do enjoy my time in my workshop and rejuvenating this loco was a pleasure especially considering how she performed on the track.

I will leave others to decide on altering the valve timing to make her run more smoothly when racked back, improving the drain cocks and the injectors which coughed a bit.

The next ndsme monthly meeting...

Wednesday 13th February

Norfolk History in Village Signs by Mike Weatherstone,
1930 at the clubhouse

Spotted on YouTube

How to remove a broken bolt in a deep hole/ remove a broken bolt in recessed hole

<https://www.youtube.com/watch?v=dJfkCj3FWBs>

It can be difficult removing a broken bolt or stud that is recessed in a deep hole as there are not many techniques to remove the bolts. Before attempting to remove any bolt, it is a good idea to shock the bolt first, then apply some heat and finally some spray penetrant (once it is cool). Drilling out the bolt is one of the few options that will work in this scenario but the drilling has to be concentric.

In this video are shown two techniques that could potentially work when a bolt is broken in a deep hole or a bolt is sheared in an aluminium component.

NDSME – affiliated to the Southern Federation and also the Northern Association – for the benefit of all our members.

LETTERBOOKS



Mr Trellis takes a topical tone...

I have just returned from the trip to Alexandra Palace, where I have acquired a new supply of Imperial (and pre-Imperial!) nuts and bolts. I managed to avoid being sent on to West Ham, as erroneously happened in the past when I spent nearly three hours at a soccer match and there was no way I could get out once the gates had closed - I thought they were all going to the engineering exhibition so I just followed the crowd. Now that I recall, the crowd was more vast than I've ever seen and I did doubt that many of them were model engineers, judging by what they were singing - it wasn't about Mr Whitworth I can tell you!

What on earth is he talking about? Watch this space.

Have you got a letter to send to the eBulletin? (Or an email, pigeon, microdot or whatever)

ON THE MOVE? Be sure to let us know if any of your details change. Always inform the membership secretary so our records can be updated.

NDSME – affiliated to the Southern Federation and also the Northern Association – for the benefit of all our members.


COMEDY CORNER



Getting to the bottom of things

Bertrand Russell was once confronted with a woman who accepted the Hindu myth that the world rested on the back of a giant elephant. He politely enquired what supported the elephant, and was told that it rested on the back of a giant turtle. Patiently, Russell then asked what supported the turtle.

“Oh no, Professor”, smiled the woman knowingly. “You won’t catch me out that way. It’s turtles all the way down!”



IMPORTANT NOTICE

Please note that the NDSMEs insurance policy does NOT cover any members' locos or assets stored at Eaton Park. Members should ensure that their own insurances cover this eventuality, should they wish to store any locos, rolling stock or other items at the Society premises.



Forthcoming Events


02 Feb	Private members day with Allan. 1030 onwards
13 Feb	Monthly Meeting <i>Norfolk Village Signs 1930</i>
02 March	Private members day with Allan. 1030 onwards
13 March	Monthly meeting tbc
31 March	Pre-season members day
06 April	Private members day with Allan. 1030 onwards
07 April	Public operations commences

For other events, see the ndsme website



Do you know somewhere we could visit on one of our monthly meetings? Contact the committee if you have any ideas and we will do our best to arrange it if possible...

Nostalgia Corner



Three young men and a lathe.

This shows Ted Coles, Ken Bye and George Mann at work in the original ndsme premises in King St. before the *Luftwaffe* remodelled the building. Dress is mostly respectable although only Ted Coles is wearing the required tie! H&S would have a fit if they saw the exposed nature of the chuck and associated gears and shafts!

Keith Buttifant 1947-2018



Some of you will remember Keith, who died last year, when the society was looking for someone to set up our club web site he stepped in.

He was a man of many talents from boat building to a home improvement business he ran. In later life he worked in computer retail and repairs.

As a lifelong transport enthusiast he was ready in the 1980s to embrace the new technology of video and over the years has made many films recording the local transport changes. These were made available on DVD through his business *Pictures in Time*. He filmed our railway on several occasions and was working on recording the signalling up grade on our local railway.

DEREHAM

2019

Model Railway Exhibition

Saturday

23rd February

10am to 4pm

Memorial Hall

Norwich Street

NR19 1AD

And also at

Dereham Station

Admission £5

Children free

Trains running on the MNR

More info from ukmodelshops.co.uk

01362 697628

Norfolk Railway Society

Founded 1955

www.norfolkrailwaysociety.org.uk

Annual Show

Poringland Community Centre

Overtons Way, Poringland,

Norwich, NR14 7BW

(behind Budgens supermarket)

Saturday 9 March 2019

10:30 to 16:30

Displays of Railway Interest

Model Railway Layouts

Miniature Train Ride (weather permitting)

Refreshments and Raffle

Entrance: Adults £3.00 Children (5-16) £1.00 Under 5's Free

Family Ticket (2 Adults + 3 Children) £7.00

Poringland is on a fast and frequent bus services from the City:

First Bus 40, 41 & X41 - Konnect Bus 88

Go to www.norfolkrailwaysociety.org.uk

to see who we are and what we do!

News from the Clubhouse

Amongst things discussed at the January board meeting were,

- Roger Montgomery was asked to organise fitting of belt and chuck guards to our machine tools..
- Santa Specials were deemed a great success and a small subcommittee will consider the 2019 operation.
- Charitable donations for 2018-9 were discussed and agreed.
- The treasurer presented a financial update which indicated the club finances were healthy.
- The new toilet was discussed. Again.
- A3 loco. Following extensive renovation by member David Neale, it has been decided to utilise the loco during the year for public running and review performance at the end of 2019.
- The operating costs of the inkjet printer have led to the suggestion of a more economical laser printer. This will be investigated.
- James Horrex presented an update on raised track improvements.
- The membership secretary reports that 30 people had joined as members in 2018 and there were more enquiries in early January.

2 - Day Open Weekend 25th & 26th May 2019

Rugby Model Engineering Society



We would like to welcome all Model Engineers to our open weekend rally at our Rugby Site

We have 5280 feet of Ground level 7 1/4" track with a minimum radius of 70ft and 1100 feet of Raised 2 1/2", 3 1/2" & 5" track

We have camping space available. For more information please contact our club Secretary Howard Brewer, secretary@rugbymes.co.uk

Please let us know if you would like a book a Ploughman's lunch, a small fee is charged to cover costs.

For our visitors information sheet and further details please refer to our website at www.rugbymes.co.uk





NDSME directors (committee) and officers as at Jan 2018

President	Neville Gower	Company Sec.	Jim McDonell
Chairman	vacant	Membership Sec.	Allan Shirley
Treasurer	Jim McDonell	Publicity	Mark Rhodes

Other directors: James Horrex, Andrew Shirley, Peter King (PW), Mike Riches and Philip Moore (Estates).

Other officers. Rolling stock – Roger Montgomery. Meetings organiser D Beeken

Bulletin distribution, *digital* – Allan Shirley, *hard copy* – Philip Moore.

There is a number of other roles, that need filling. Contact the Company Secretary if you can help. The email is clubsecretary@ndsme.org




An accessible carriage for Eaton Park



The society is considering the acquisition of a custom made wheelchair accessible carriage for the ground level track. We are looking at a tried and tested design from *Cromar White* that is in use with other SMEs. This

will be acquired when funds allow and other commitments have been satisfied.



ndsme Tours presents...

A coach trip to the Doncaster Exhibition

May 25 2019, d. Eaton Park @ tbc

Places now available. £tbc coach only fare.

Contact Barry Fane or Roger Montgomery

From the Membership Secretary

The club is still popular with new members, 5 have recently joined us and the grand total is now: 125 including 7 juniors. Just a little reminder that now the corner of 2019 has been turned, April will soon be upon us and subscriptions will be due. The newcomers, the Bewes & Driscoll families are safe until April 2020..

Allan

Fun in the park!



Pete King and his gang have now reached the exit gate with the sleeper replacement programme.

Here, the gaffer keeps a close eye on his protégés!



Raised Track Group.

There is a thriving 5"/3½" raised track group, meeting on the first Saturday of each month, plus other Saturdays too. Contact Allan Shirley via email for further details or see the members page on the website for updates.

SMALL ADS

Pete Franklin has for sale,

Hornby live steam *Rocket* 3½ " gauge loco and tender. Comes complete with track, both in original boxes. Spare *Ronson* valve and socket spanner for fuel tank. Model runs on lighter fuel. Personal demo if required, video of loco running available. £250 ovno.

Contact Pete via pef@talktalk.net 01603 749417

###

